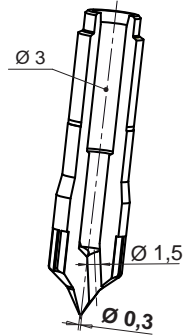


• NOZZLES FOR MULTICAVITY MOLDS / DÜSEN IN VERBINDUNG MIT EINEM VERTEILERBLOCK

| Nozzle code Düse | L | Heater code Heizung | Watt | Thermocouple / Thermofühler | |
|---------------------|-----|------------------------|------|-----------------------------|----------------------|
| | | | | grounded - geerdet | insulated - isoliert |
| DN22046B-1.. | 46 | E17107 | 170 | E17313 | E17869 |
| DN22056B-1.. | 56 | E17108 | 200 | | |
| DN22066B-1.. | 66 | E17109 | 200 | | |
| DN22076B-1.. | 76 | E17110 | 200 | | |
| DN22086B-1.. | 86 | E17111 | 240 | | |
| DN22096B-1.. | 96 | E17112 | 240 | | |
| DN22106B-1.. | 106 | E17113 | 240 | E17314 | E17870 |
| DN22116B-1.. | 116 | E17114 | 250 | | |
| DN22126B-1.. | 126 | E17115 | 250 | | |
| DN22136B-1.. | 136 | E17116 | 270 | E17315 | E17871 |
| DN22146B-1.. | 146 | E17117 | 270 | | |
| DN22156B-1.. | 156 | E17118 | 270 | | |
| DN22166B-1.. | 166 | E17119 | 300 | | |
| DN22176B-1.. | 176 | E17120 | 300 | | |
| DN22186B-1.. | 186 | E17121 | 300 | | |
| DN22196B-1.. | 196 | E17122 | 350 | | |
| DN22206B-1.. | 206 | E17123 | 350 | | |
| DN22216B-1.. | 216 | E17124 | 350 | E17316 | E17872 |

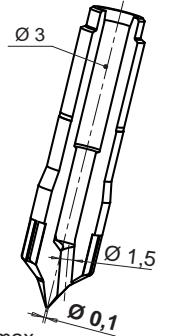
TIP / DÜSENSPITZE

| Code | Suffix |
|------------|------------|
| Zusatzcode | Zusatzcode |
| E17850 | .. - 30 |

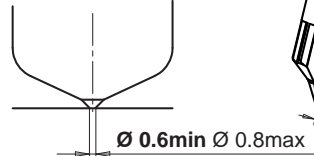


TIP / DÜSENSPITZE

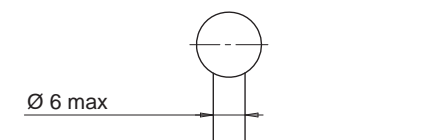
| Code | Suffix |
|------------|------------|
| Zusatzcode | Zusatzcode |
| E17847 | .. - 10 |



Seat version with Ø 0.1 tip.
Einbaumaß mit Spitze Ø 0.1



MANIFOLD / VERTEILERBLOCK

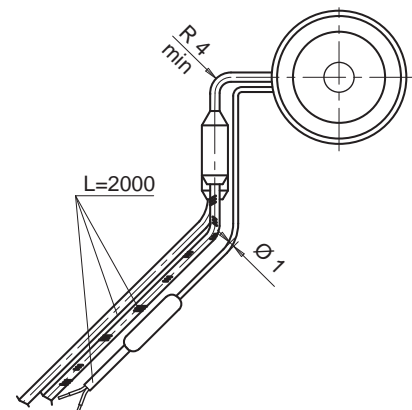


Ordering code example: **DN 22 096B-1-30-JG**
 Bestellbeispiel:
 Nozzle Ø - Düse Ø
 Length - Länge
 Tip type 1B - Düsenspitze 1B
 Tip Ø 0.30 - Düsenspitze Ø 0.30
 Grounded thermocouple / Thermofühler geerdet

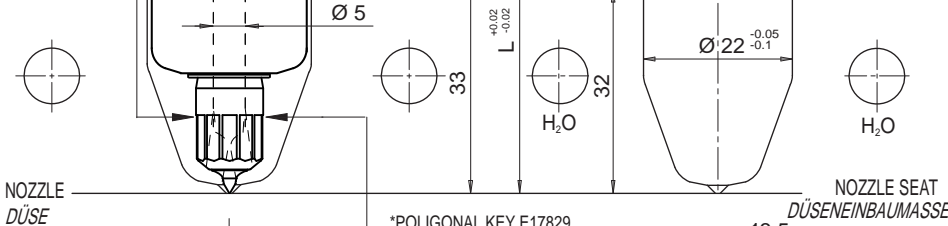
If non specified, the -30 tip and grounded thermocouple are supplied.
 Wenn nicht spezifiziert, wird Spitze -30 und geerdeter Thermofühler geliefert

HEATER AND THERMOCOUPLE
HEIZUNG UND THERMOFÜHLER

| | | |
|------------------------------|---|------------|
| HEATER HEIZUNG | White / Red - White Weiss / Rot - Weiss | 230 V |
| THERMOCOUPLE THERMOFÜHLER | Red / Rot Blue / Blau | TC+ TC- |
| Suffix Zusatzcode | Description / Beschreibung | |
| .. - JG | Grounded thermocouple with J type calibration Geerdeter Thermofühler Typ J | |
| .. - JU | Insulated thermocouple with J type calibration Isolierter Thermofühler Typ J | |



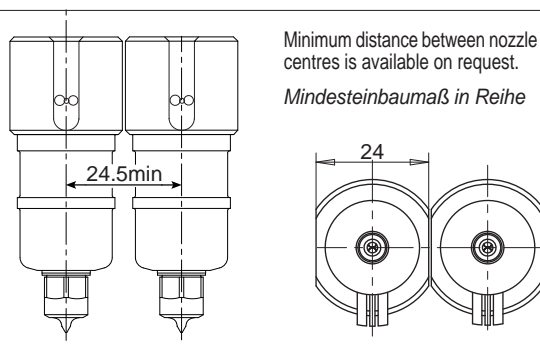
TORQUE TIP
TO 20 NM
ANZUGSDREHMOMENT
20 NM



*POLYGONAL KEY E17829
Ø 8 DIN 3120 UNI-ISO 1174
*MEHRKANTSCHLÜSSEL E17829
Ø 8 DIN 3120 UNI-ISO 1174

Anti rotation pin
Verdrehsicherung

Minimum distance between nozzle centres is available on request.
Mindesteinbaumaß in Reihe



Gate diameter is approximate and could vary depending on injected volume and part wall thickness.

Der Durchmesser steht in Abhängigkeit des Volumens und der Materialstärke des Bauteils.

