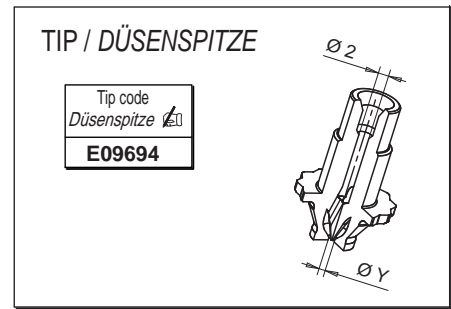
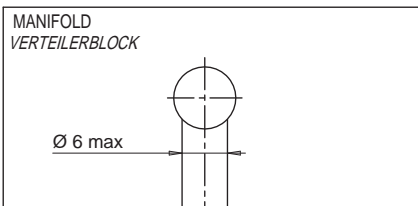


• NOZZLES FOR MULTICAVITY MOLDS / DÜSEN IN VERBINDUNG MIT EINEM VERTEILERBLOCK

Nozzle code Düse	L	Heater code Heizung	Watt	Thermocouple / Thermofühler	
				grounded geerdet	insulated isoliert
F16036-A-1DW-ØY..	36	E09394	200	E05302-F16	E16027-F16
F16046-A-1DW-ØY..	46	E09395	200		
F16056-A-1DW-ØY..	56	E09310	200		
F16066-A-1DW-ØY..	66	E09311	200		
F16076-A-1DW-ØY..	76	E09312	200		
F16086-A-1DW-ØY..	86	E09313	200		
F16096-A-1DW-ØY..	96	E09314	200	E05504-F16	E16029-F16
F16106-A-1DW-ØY..	106	E09315	200		
F16116-A-1DW-ØY..	116	E09316	200		
F16126-A-1DW-ØY..	126	E09317	200		
F16136-A-1DW-ØY..	136	E09318	220		
F16146-A-1DW-ØY..	146	E09319	220		
F16156-A-1DW-ØY..	156	E09320	220	E05917-F16	E16030-F16
F16166-A-1DW-ØY..	166	E09321	220		
F16176-A-1DW-ØY..	176	E09322	235		
F16186-A-1DW-ØY..	186	E09323	235		
F16196-A-1DW-ØY..	196	E09324	235		
F16206-A-1DW-ØY..	206	E09325	235		



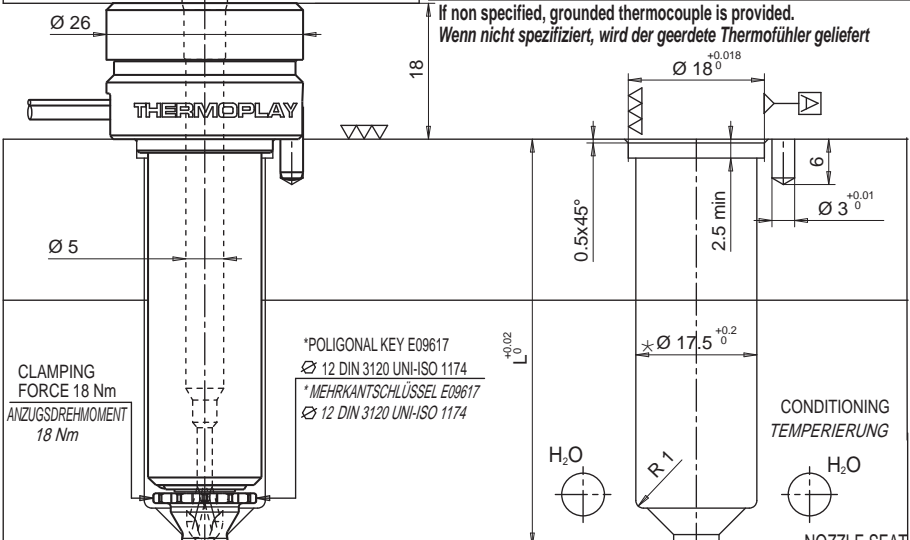
Y injection hole Y Anspritzbohrung	
Ø Y	Suffix Zusatzcode
0.8	08
0.9	09
1.0	10
1.1	11
1.2	12



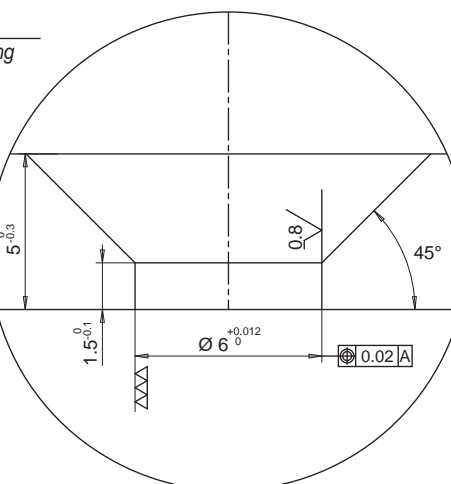
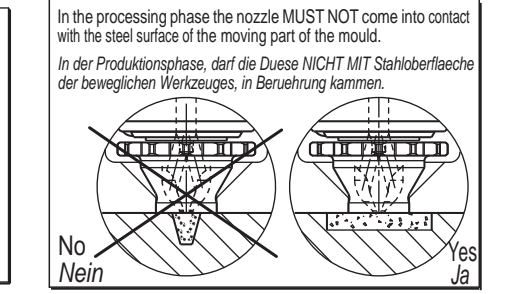
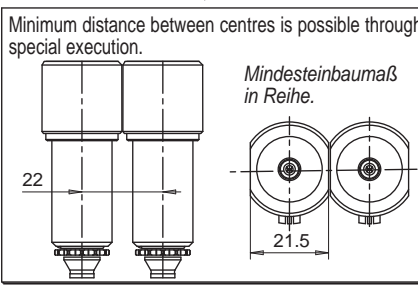
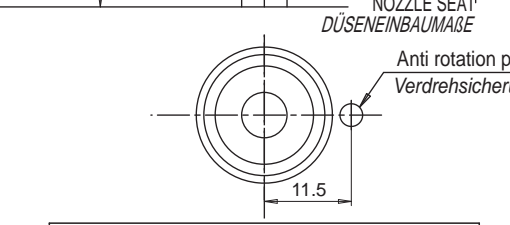
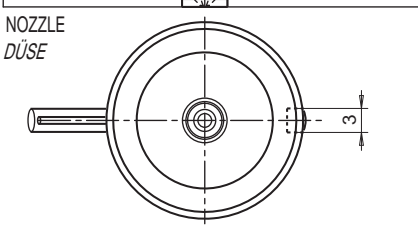
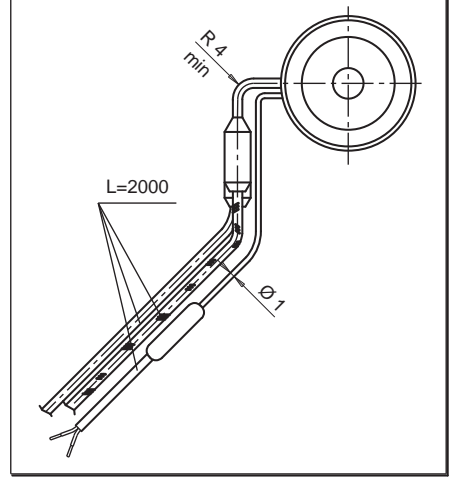
Example of order :
Bestellbeispiel: **F 16 196-A-1DW-12 - JG**

Nozzle - Düse
Length - Länge
Cables exit in the top
Kabelabgang der Beheizung am Düsenkopf
Tip type - Düsen spitze
Injection 1,2 mm. - Anspritzbohrung 1,2 mm

Grounded thermocouple
Thermofühler geerdet



HEATER AND THERMOCOUPLE HEIZUNG UND THERMOFÜHLER		
HEATER HEIZUNG	White / Weiss Red White Rot Weiss	230 V
THERMOCOUPLE THERMOFÜHLER	Red / Rot Blue / Blau	TC+ TC-
Suffix Zusatzcode	Description / Beschreibung	
.. - JG	Grounded thermocouple with J type calibration Geerdeter Thermofühler Typ J.	
.. - JU	Insulated thermocouple with J type calibration Isolierter Thermofühler Typ J	



* it is possible to execute Ø16 by requesting to Thermoplay technical department.
* mit Absprache des technischen Service ist eine Ausführung Ø 16 mm möglich.

